

Jane's for the intellectually-curious, independent traveler
SMART ART GUIDES™



ST. PETER'S BASILICA

AUDIO GUIDE TO ROME'S ST. PETER'S BASILICA AND
ITS REMARKABLE ART TREASURES

HOW TO USE THIS GUIDE

The Slice of History context guide (Tracks 1-9/Disc 1) is meant to be listened to in advance. In less than an hour it will fill gaps in your knowledge to enhance your appreciation of what we'll see at St. Peter's. Listen to it before leaving home, on the plane, or with a glass of wine the night before you visit St. Peter's.

You might take the 20-minute tour of the Piazza beforehand, too (Tracks 10-14/Disc 1). In the evening St. Peter's exterior is brightly illuminated.

Once inside, (Discs 2 & 3) the full tour will take about 2½ hrs, not including your -pause- time. But if your time or interest is more limited, you can follow the 1¾ hr. highlights tour,

without loss of continuity, by skipping ahead whenever you hear a "Skip Tone."

This booklet includes a floor plan keyed to the audio guide track list, to keep you from getting lost, and a glossary to clarify unfamiliar terms. Consider carrying a pair of light binoculars, to help you appreciate artistic detail.


Whether you immerse yourself in the full tour, or focus your attention on the highlights, it is my hope that this audio guide will enrich your experience of this remarkable place. It is certainly my pleasure to be your guide, as we delve into the essence of St. Peter's Basilica together!

Jane



GLOSSARY

APSE	Area terminating an axis, usually housing an altar
BALDACCHINO	Ornamental canopy over an altar; same as CIBORIUM
CAPITAL	Top element of column or pilaster, usually decorative
CATHEDRA	Bishop's throne
CENTERING	Temporary frame, supports construction of a vault or arch until it becomes self-supporting
COFFERING	Deeply recessed ceiling panels, often highly decorated
DRUM	Cylindrical wall supporting a dome
ENTABLATURE	Sectioned beam spanning columns: The ARCHITRAVE rests directly on the capitals, the middle is the FRIEZE, the CORNICE is topmost
EXEDRA	Large niche, normally on the main axis of a church
GRISAILLE	Monochromatic painting; technically in shades of gray
INTAGLIO	Incised engraving, as opposed to relief carving
ORDERS	Stylistic rules for columns and entablatures; DORIC, IONIC & CORINTHIAN (Greek); TUSCAN & COMPOSITE (Roman)
PEDIMENT	Triangular gable-end of a roof; also, crown of window or door
PENDENTIVE	Curved wall surface between circular dome and squared support
PIER	Thick column designed to support a concentrated load
PILASTER	An ENGAGED PILLAR (attached to wall, not free-standing)
PORTE-COCHERE	Covered driveway (literally, coach doorway)
RELIEF	Carving raised above background plane; BAS (LOW) RELIEF protrudes slightly, compared to deeply carved HIGH RELIEF
SPANDREL	Triangular area between two adjoining arches
TRANSEPT	Transverse arm of church, crosses nave at right angles
TRAVERTINE	Type of coarse-grained limestone
TRUSS	Structural framework, usually triangular, supporting a roof
VAULT	Arched ceiling; Earliest were BARREL (or TUNNEL) VAULTS; Gothic introduced RIB VAULTS
VOLUTE	Decorative scroll used in capitals and brackets



www.JanesSmartArt.com



We love hearing from our customers! Please tell us about your experience with this guide. Register on-line for product news, individual Slices of History, Jane's Favorite Places & Things, and more.

Sound Engineering: Mark Prestifilippo, Presto Sound Productions, Nazareth, PA

Music: *Missa Papae Marcelli*, Gloria by Palestrina, The Oxford Camerata, Naxos; *Ascendens Christus in Altum*, Motet by Tomas Luis de Victoria, Westminster Cathedral Choir, Hyperion Records; *Ave Maria* by Franz Schubert, Choir of Men and Boys of St. Thomas Episcopal Church, BMG Classics; Bell of St. Peter's Basilica, Rome

The publisher has endeavored to verify the facts contained in this guide, and to ensure that the directions are clear and easily followed. If you find an error, please advise us at MJM@JanesSmartArt.com so that we can correct it in the next release of this title. The publisher is not responsible for unexpected site closings, the absence of artworks, or the inaccessibility of areas included on the tour. We recommend that you confirm opening and closing times in advance. Please be aware of your surroundings at all times, as the publisher cannot be held liable for any personal injury or loss that may occur while listening to this guided tour.

©© Copyright 2005 Context Audio Guides, LLC. All rights reserved.



Disc 1
Slice of History

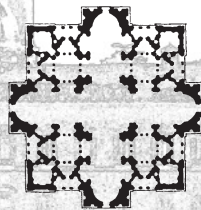
Pre-Tour Context Guide

1. Introduction to Slice of History	3:25
2. Early Centuries of Christianity	8:58
3. Early Renaissance in Rome	6:15
4. Pope Julius II & Bramante	8:57
5. Years between Bramante & Michelangelo	9:05
6. Michelangelo	4:39
7. Late Renaissance in Rome	6:37
8. Protestant Reformation & Counter-Reformation	2:34
9. Maderno Completes the Structure	3:03
Total	53:33


Guide to Piazza

St. Peter's Square/Piazza di San Pietro

10. Welcome to St. Peter's!	2:40
11. Dome (Michelangelo)	2:39
12. Obelisk (D. Fontana)	3:49
13. Piazza & Colonnade (Bernini)	8:36
14. Façade (Maderno)	2:41
Total	20:25
Total	1:13:58



Bramante's Plan
(1506)



Michelangelo's Plan
(1546-64)

Disc 2
Guide to the Interior

Portico, Nave, Crossing, North Side Aisle

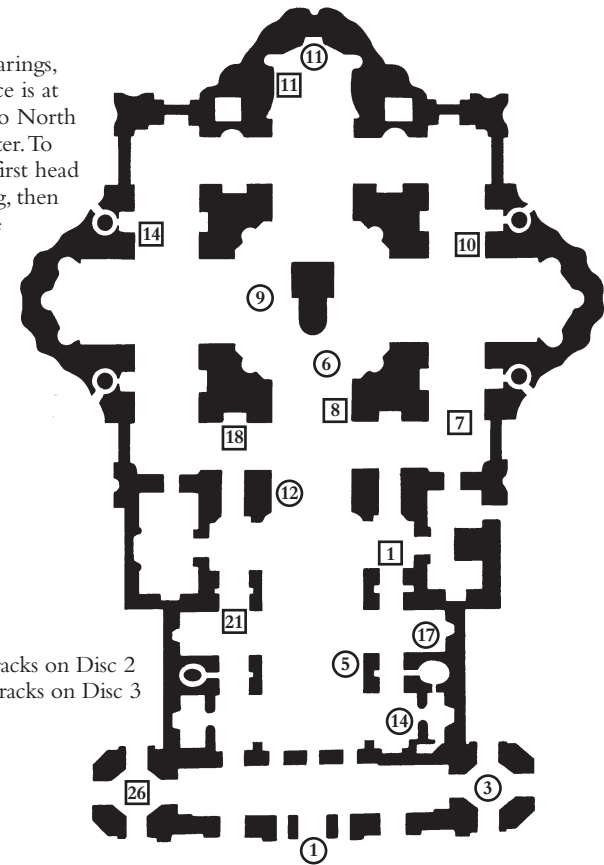
	Highlights Tour	Full Tour
1. Entry Porch	3:46	3:46
2. Portico (Maderno)	1:47	1:47
3. Constantine Equestrian Statue (Bernini)	1:57	1:57
4. Navicella (Giotto) & Portal (Filarete)	5:42	5:42
5. Nave (Maderno)	2:24	2:24
6. Michelangelo's Architectural Conception	4:16	4:16
7. Mosaics	2:58	2:58
8. Confessio & High Altar	2:21	2:21
9. Baldacchino (Bernini)	5:25	5:25
10. Relic Pillars (Bernini, et al.)	6:47	6:47
11. Chair of St. Peter & Glory (Bernini)	4:33	4:33
12. Founders Series (Rusconi, et al.)	–	7:56
13. Architrave, Pillars & Domes	–	2:53
14. Pieta (Michelangelo)	7:11	7:11
15. Queen Christina of Sweden (Fontana)	1:26	1:26
16. Slice of History: Queen Christina	–	2:38
17. Chapel of St. Sebastian	4:38	4:38
18. Matilda of Canossa (Bernini)	4:16	4:16
Total	59:28	1:12:54

Disc 3

Guide to the Interior

Ambulatory, Transept, South Side Aisle	Highlights Tour	Full Tour
1. Slice of History: Gregory VII & Henry IV	–	3:20
2. Innocent XII (della Valle)	1:15	1:15
3. Holy Sacrament Chapel (da Cortona, Bernini)	–	1:39
4. Gregory XIV (della Porta, et al.)	2:50	2:50
5. Gregory XIII (Rusconi)	4:24	4:24
6. Last Communion, St. Jerome (after Domenichino)	2:42	2:42
7. Our Lady Altar & Benedict XIV (Bracci)	4:11	4:11
8. St. Peter Bronze Statue (di Cambio)	2:09	2:09
9. North Transept & St. Bruno (Slodtz)	–	1:49
10. Clement XIII Tomb (Canova)	3:18	3:18
11. Paul III (della Porta)	2:20	2:20
12. Urban VIII (Bernini)	2:03	2:03
13. Elijah (Cornacchini)	–	1:05
14. Alexander VII (Bernini)	5:21	5:21
15. Altar of St. Leo the Great (Algardi)	2:20	2:20
16. Slice of History: Leo & Attila	–	2:08
17. Pius VII (Thorvaldsen)	–	4:00
18. Altar of the Transfiguration (after Raphael)	2:38	2:38
19. Leo XI (Algardi)	–	3:30
20. Innocent XI (Monnot)	–	1:56
21. Innocent VIII (Pollaiuolo)	3:47	3:47
22. Slice of History: The Last Stuarts	–	5:04
23. Maria Clementina Sobieski	1:53	1:53
24. The Last Stuarts (Canova)	3:47	3:47
25. Baptistry Chapel	–	1:45
26. Charlemagne Equestrian Statue (Cornacchini)	2:55	2:55
Total	47:53	1:14:09

To help you keep your bearings, remember that the entrance is at the East end of the nave, so North is on your right as you enter. To tour the interior, we will first head up the nave to the crossing, then retrace our steps down the nave back toward the entrance; next we'll travel up the North side aisle to Michelangelo's ambulatory, into the transept, and finish by moving down the South side aisle toward the exit.



Key to Floorplan

Circled numbers refer to tracks on Disc 2
Squared numbers refer to tracks on Disc 3